

FLAT TOP TOWER CRANE



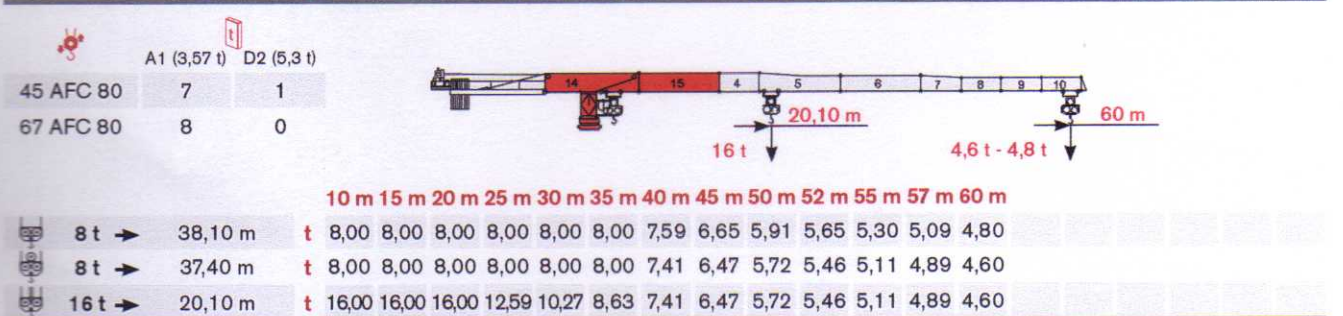
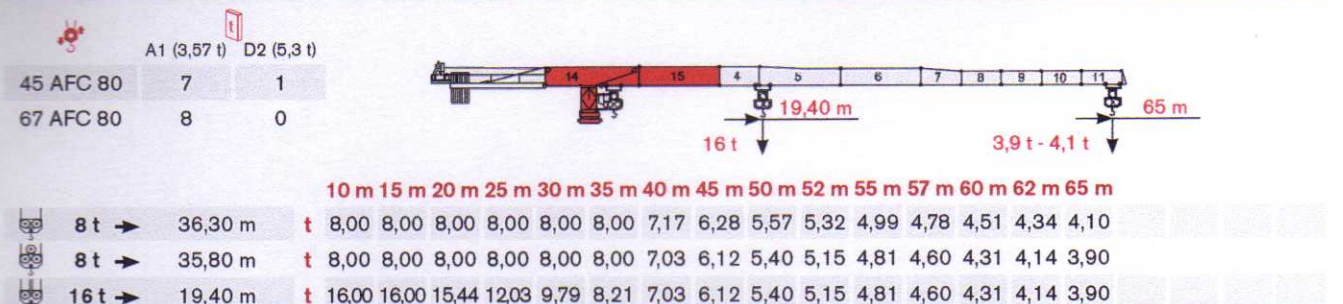
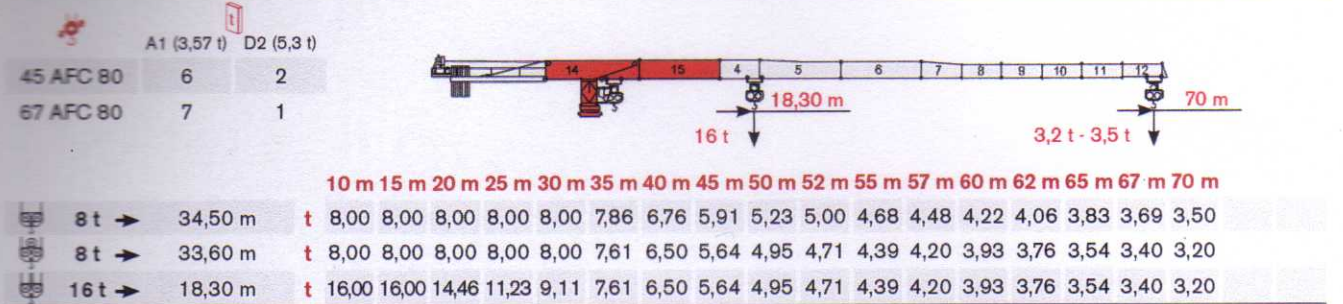
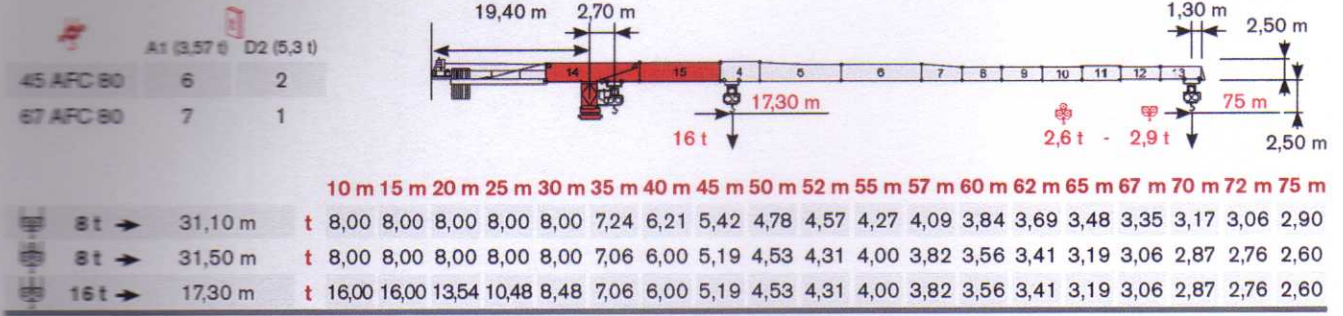
Specifications:

- ▶ Max jib length: 75,00 m
- ▶ Capacity at max length: 2,90 t
- ▶ Max capacity: 16,00 t

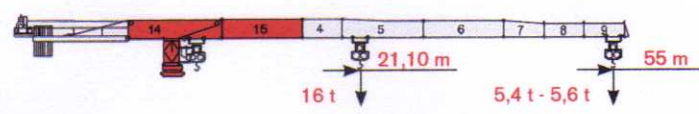
WORKS FOR YOU.

LOAD DIAGRAM

Lastkurven · Courbes de charges · Curvas de cargas · Diagramma di portata



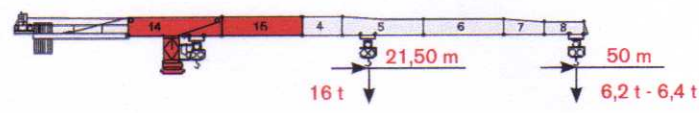
	A1 (3,57 t)	D2 (5,3 t)
45 AFC 80	8	0
67 AFC 80	6	1



10 m 15 m 20 m 25 m 30 m 35 m 40 m 45 m 50 m 52 m 55 m

8 t	→	40,00 m	t	8,00	8,00	8,00	8,00	8,00	8,00	8,00	8,00	8,00	8,00	7,02	6,24	5,97	5,60	
8 t	→	39,20 m	t	8,00	8,00	8,00	8,00	8,00	8,00	8,00	8,00	8,00	8,00	7,82	6,83	6,04	5,77	5,40
16 t	→	21,10 m	t	16,00	16,00	16,00	13,24	10,81	9,10	7,82	6,83	6,04	5,77	5,40				

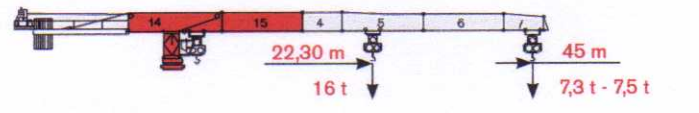
	A1 (3,57 t)	D2 (5,3 t)
45 AFC 80	5	1
67 AFC 80	7	0



10 m 15 m 20 m 25 m 30 m 35 m 40 m 45 m 50 m

8 t	→	40,90 m	t	8,00	8,00	8,00	8,00	8,00	8,00	8,00	8,00	8,00	8,00	7,20	6,40		
8 t	→	40,10 m	t	8,00	8,00	8,00	8,00	8,00	8,00	8,00	8,00	8,00	8,00	7,00	6,20		
16 t	→	21,50 m	t	16,00	16,00	16,00	13,57	11,08	9,32	8,02	7,00	6,20					

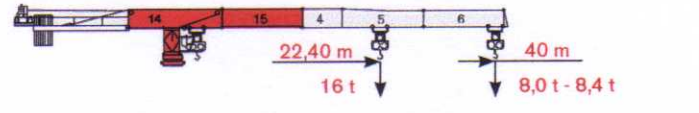
	A1 (3,57 t)	D2 (5,3 t)
45 AFC 80	6	0
67 AFC 80	5	1



10 m 15 m 20 m 25 m 30 m 35 m 40 m 45 m

8 t	→	42,50 m	t	8,00	8,00	8,00	8,00	8,00	8,00	8,00	8,00	8,00	8,00	7,50			
8 t	→	41,50 m	t	8,00	8,00	8,00	8,00	8,00	8,00	8,00	8,00	8,00	8,00	7,30			
16 t	→	22,30 m	t	16,00	16,00	16,00	14,10	11,53	9,70	8,35	7,30						

	A1 (3,57 t)	D2 (5,3 t)
45 AFC 80	4	1
67 AFC 80	4	1



10 m 15 m 20 m 25 m 30 m 35 m 40 m

8 t	→	40,00 m	t	8,00	8,00	8,00	8,00	8,00	8,00	8,00	8,00						
8 t	→	40,00 m	t	8,00	8,00	8,00	8,00	8,00	8,00	8,00	8,00						
16 t	→	22,40 m	t	16,00	16,00	16,00	14,19	11,60	9,76	8,40							

WORKS FOR YOU.

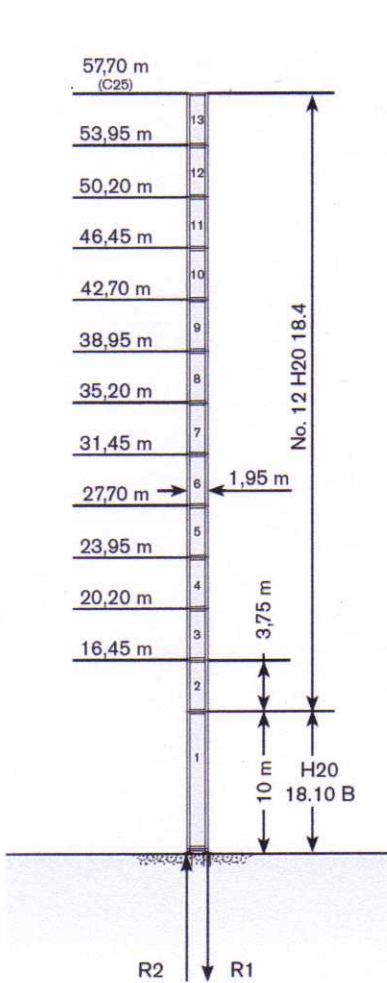
TOWER

Turn · Tour · Torre · Torre


Standard Configurations · Standardkonfiguration · Standard Implantations · Implantaciones Standard · Installazioni Standard

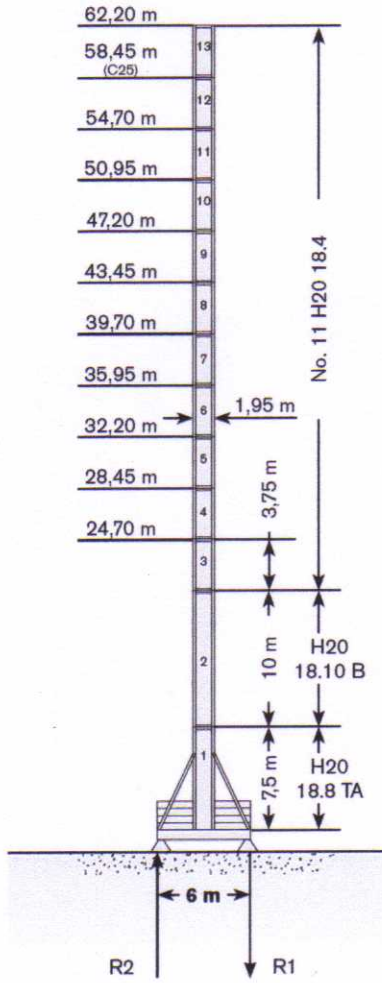
Tower: H20 & Basement: RTL

	●	◆
R1	-2640 kN	-2835 kN
R2	1990 kN	2255 kN
	870 kN	




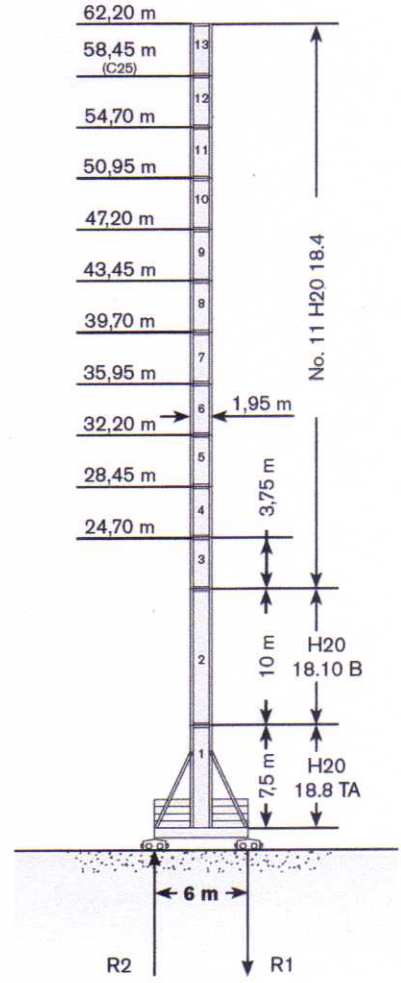
Tower: H20 & Basement: FTR

	●	◆
R1	-1435 kN	-1554 kN
R2	0 kN	-150 kN
	1070 kN	



Tower: H20 & Basement: TTR

	●	◆
R1	-1435 kN	-1554 kN
R2	0 kN	-150 kN
	1070 kN	



Max. under hook height · Höchstes Hakenhöhe · Hauteur maxi. sous crochet · Maxima altura bajo gancho · Altezza max. sotto gancio

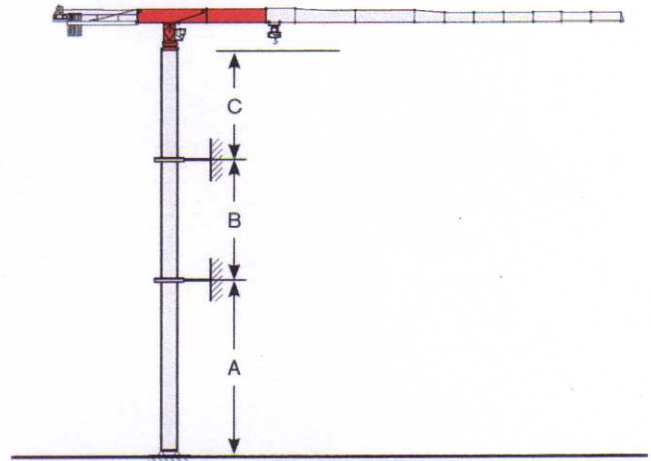
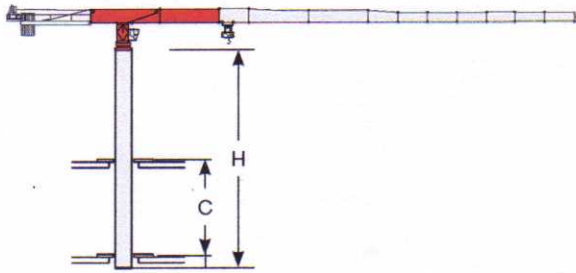
Different heights and tower combinations are available; please consult us · Andere Höhen und Turmkombinationen auf Anfrage · Différentes hauteurs et combinaisons de tour sont disponibles; nous consulter · Hay diferentes alturas y combinaciones de torre disponibles. Consulté-nos · Altezze diverse e combinazioni di torre sono disponibili; consultateci



Other configurations · Aufstellmöglichkeiten · Autres Implantations · Otras Implantaciones · Altre Installazioni

Bottom climbing crane · Kletterkran im Gebäude · Télescope sur dalles · Telescopage grúa trepadora · Gru climbing

Crane tied to the structure · Geankerter Kran · Grue ancrée · Grúa anclada · Gru ancorata



	min	max
C	10 m	16 m
H	22,5 m	30 m

	min	max
A	25 m	44 m
B	15 m	22,5 m
C	27 m	

